



STAT Lesson Plan for English Language Learners
Hurricane Safety/*Seguridad contra los huracanes*

Lesson Duration: 30-40 minutes

Standards (as needed or required):

Lesson Objectives:

- Student will be able to use vocabulary and phrases related to hurricanes.
 - *El/la estudiante podrá usar el vocabulario y frases relacionadas con los huracanes.*
- Student will be able to identify how to prepare, take action, and stay safe during a hurricane.
 - *El estudiante podrá identificar cómo preparar, tomar acción, y mantenerse salvado durante un huracán.*
- Student will be able to match target vocabulary and phrases with the correct image.
 - *El estudiante podrá emparejar el vocabulario y las frases con la imagen correcta.*

I Can Statements:

- I can use vocabulary and phrases related to hurricanes.
 - *Puedo usar vocabulario y frases relacionadas con los huracanes*
- I can identify how to prepare, take action, and stay safe during a hurricane.
 - *Puedo identificar cómo preparar, tomar acción, y mantenerme salvado durante un huracán.*
- I can match target vocabulary and phrases with the correct image.
 - *Puedo emparejar el vocabulario y las frases con la imagen correcta.*

It is recommended that this lesson be preceded by the [Disaster Preparedness Overview Lesson](#)

Materials Needed

- Laptop or other mobile device
- Lesson Plan
- [Vocabulary & Image Guide Sheet](#)
- [Vocabulary Practice Worksheet](#) & [Vocabulary Practice Answer Key](#)
- [Hurricane Information Sheet \(ENG\)](#), [Hurricane Information Sheet \(SPN\)](#)
- [Vocabulary Images](#) (Paper Flashcards)
- Quizlet Activities: [Flashcards](#), [Matching](#), [Q-Chat](#)
- [EdPuzzle Video: Get Weather Ready - During a Hurricane](#)
- Copies of [Pre-Test](#), [Post-Test](#), & [Test Answer Key](#)

[Disaster Preparedness Materials](#)

- Prepare
- Communication Plan
- Supply Checklist



- Supply Kit
- Alerts

Optional Learning Tools:

- [Hurricane Safety Tips Video: Tips On Being Prepared For A Hurricane](#)
- [Get Weather Ready Video - During a Hurricane](#)

Target Vocabulary

- Coastal areas
- Hurricane
- Watch
- Warning
- Evacuate if told
- Landslide
- Drowning
- Tornadoes
- Storm surge
- Hurricane categories
- Winds & flooding
- Power outage
- Contaminated drinking water
- Spoiled food

Target Phrases

- Take action.
- Stay away from damaged power lines.
- Don't drive through flood waters.
- Stay off bridges.
- Move to higher ground.
- Move inland.
- Move to an interior room.
- Disconnect electrical appliances.
- Use generators outside.
- Don't open the refrigerator.
- Protect property.
- Protect documents.



Pre-Test Questions

1. Which of the following should you do to stay safe during a hurricane?
2. Which of the following are caused by hurricanes?
3. It's okay to use a generator inside a house.
4. Hurricanes have five categories.
5. What is the English word for this image?

Introduction/Opener/Activate Prior Knowledge

- Show an image of a hurricane and/or the [Get Weather Ready - During a Hurricane](#) video.
 - Ask students to describe what they see.

Lesson Instructions

Language Note: The following lesson may be taught in the students' native language for beginning English Language Learners. If your students are more advanced, these same lessons can be taught using as much English as is appropriate.

While there may be a variety of available activities, it is important to select the particular activities that can be used for group or individual practice to meet the needs of the students. The objective is for students to practice with engaging activities that will enable them to practice what they are learning.



- Introduce Lesson Content:
 - Hand out Bilingual information sheets: [Hurricane Information Sheet](#) (ENG), [Hurricane Information Sheet](#) (SPN)
 - Explain that hurricanes can be very dangerous causing injury and death.
 - Go over the **Hurricane Fact Sheet**. Ask students to identify *when, where,* and *how long* tornadoes occur. Discuss the difference between a *hurricane watch* and a *hurricane warning*. Ask students when they should *prepare* for a hurricane (during a hurricane watch) and when they should *take action* (during a hurricane warning). Have students look at the images of hurricane dangers and ask students to explain what hurricanes can cause.
 - Go over the **Hurricane Safety Sheet** and explain that there are steps to take to *prepare* (these include all disasters), to *take action*, and to continue *staying safe* during a hurricane. Go over the DOs and DON'Ts listed on that page.
- Introduce Vocabulary & Phrases:
 - Hand out Vocabulary & Image Guide and go over the vocabulary in English.
 - Practice out loud as a group.
 - Say the phrases in English and have students repeat.
 - Give students feedback with pronunciation.
 - Repeat the term and give feedback until the student closely mimics your pronunciation.
- English Vocabulary Practice:
 - Do the Vocabulary Practice Worksheet (Parts A and B)
 - Practice using flashcards (Paper or Virtual)
- Total Physical Response (TPR) activities to engage students that involve physical movement

Virtual Activities

- Flashcards on Quizlet that match the paper flashcards
 - English-Spanish (students can switch to start with Spanish)
 - English to image
 - English with descriptions
- Comprehension activities on **Quizlet**
- Interpretive comprehension activities with videos using **EdPuzzle**

Extension Activity/Connections to Other Topics

- Show the [Ways To Get Warnings](#) video. Have students verify that their cell phone is able to accept WEA (Wireless Emergency Alerts) and that notifications are enabled



(Have students opt-in to receive notifications). Other options are to download the following mobile applications: [FEMA](#), [American Red Cross](#), [The Weather Channel](#).

- Have students practice evacuation routes.
- Direct students to *iSOSY Disaster Preparedness Overview Lesson* to extend their learning.

Post-Test Questions

1. Which of the following should you do to stay safe during a hurricane?
2. Which of the following are caused by hurricanes?
3. It's okay to use a generator inside a house.
4. Hurricanes have five categories.
5. What is the English word for this image?

BONUS: Explain the difference between a hurricane watch and a hurricane warning.

Wrap-Up/What Have Students Learned?




- Revisit the “I can” statements at the beginning of the lesson to determine what students have learned and what they can practice more on their own.

Instructor Reflection

- When did students struggle?
- When did students experience success?
- Where to continue for the next lesson?
- Other ideas for the future?

Disclaimer & References

Disaster Preparedness Copyright Hazard and Protective Actions Icons are used courtesy of FEMA and are available at <https://community.fema.gov/ProtectiveActions/s/protective-actions-icons>.

- [FEMA - Ready.gov- Hurricanes - Hurricane Information Sheet - Hurricane Information Sheet SPN](#)
- [American Red Cross - Hurricane Preparedness Checklist - Hurricane Preparedness Checklist \(SPN\)](#)
- [National Weather Service](#)
- [CDC Hurricanes](#)
- [The Weather Channel](#)
-  [Ways To Get Warnings](#)
-  [Hurricane Safety Tips: Tips On Being Prepared For A Hurricane](#)
-  [Get Weather Ready - During a Hurricane](#)