

Lesson: Following Directions *Lección: Siguiendo Instrucciones*


Part A

Instructions: Choose the name associated with the image.

Instrucciones: Escoja el nombre asociado con la imagen.




- A. Left
- B. Right
- C. Reverse
- D. Forward




- A. Stop
- B. Go
- C. Left
- D. Right



- A. Right
- B. Left
- C. Forward
- D. Stop




- A. Right
- B. Stop
- C. Forward
- D. Slide



- A. Left
- B. Stop
- C. Go
- D. Slide



- A. Slide
- B. Criss cross
- C. Hands on your knees
- D. Hop



- A. Hop
- B. Slide
- C. Clap your hands
- D. Freeze



- A. Criss cross
- B. Freeze
- C. Slide
- D. Hop



- A. Stomp
- B. Turn around
- C. Freeze
- D. Criss cross



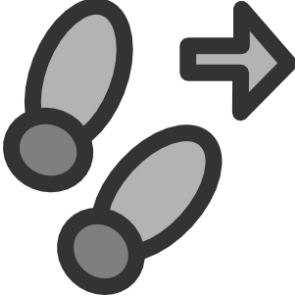



- A. Hop
- B. Stomp
- C. Slide
- D. Clap your hands

Part B

Instructions: Write the phrases below their corresponding images.

Escriba las frases debajo de sus imágenes correspondientes.

Cha Cha real smooth	Clap your hands	One hop this time	Slide to the right
---------------------	-----------------	-------------------	--------------------

11.  <hr/>	12.  <hr/>	13.  <hr/>	14.  <hr/>
--	--	---	--