

Lesson: Following Directions *Lección: Siguiendo Instrucciones*

Part A

Instructions: Choose the name associated with the image.


Instrucciones: Escoja el nombre asociado con la imagen.




- A. Left
- B. Right
- C. Reverse
- D. **Forward**




- A. Slide
- B. Criss cross
- C. **Hands on your knees**
- D. Hop



- A. Stop
- B. Go
- C. Left
- D. **Right**



- A. Hop
- B. Slide
- C. **Clap your hands**
- D. Freeze



- A. Right
- B. **Left**
- C. Forward
- D. Stop




- A. Criss cross
- B. **Freeze**
- C. Slide
- D. Hop



- A. Right
- B. Stop
- C. Forward
- D. **Slide**



- A. Stomp
- B. Turn around
- C. Freeze
- D. **Criss cross**



- A. Left
- B. **Stop**
- C. Go
- D. Slide



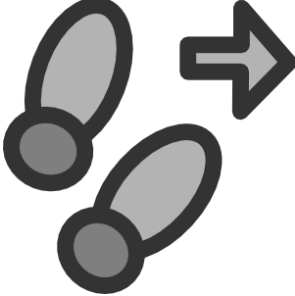



- A. Hop
- B. **Stomp**
- C. Slide
- D. Clap your hands

Part B

Instructions: Write the phrases below their corresponding images.

Escriba las frases debajo de sus imágenes correspondientes.

Cha Cha real smooth	Clap your hands	One hop this time	Slide to the right
---------------------	-----------------	-------------------	--------------------

11.  Slide to the right	12.  One hop this time	13.  Cha Cha real smooth	14.  Clap your hands
---	--	--	---