


Lesson: Earthquake Safety / La lección: Seguridad contra los terremotos


Vocabulary Practice Answer Key


Instructions: Choose the word associated with the image. / *Escoja la palabra asociada con la imagen.*


1. 
 - A. Anytime
 - B. Earthquake**
 - C. Hold on!
 - D. Landslide
2. 
 - A. Fires
 - B. Drop!
 - C. Earthquake
 - D. Anywhere**
3. 
 - A. Cover!
 - B. Anytime**
 - C. Landslides
 - D. Fires
4. 
 - A. Tsunamis**
 - B. Earthquake
 - C. Drop!
 - D. Road damage
5. 
 - A. Hold on!
 - B. Cover!
 - C. Fires
 - D. Landslides**
6. 
 - A. Drop!**
 - B. Road damage
 - C. Fires
 - D. Earthquake
7. 
 - A. Anytime
 - B. Landslides
 - C. Cover!**
 - D. Anywhere
8. 
 - A. Fires
 - B. Hold on!**
 - C. Tsunamis
 - D. Landslides
9. 
 - A. Cover!
 - B. Hold on!
 - C. Earthquake
 - D. Fires**
10. 
 - A. Cover!
 - B. Tsunamis
 - C. Road damage**
 - D. Anytime


Part B. Draw a line to complete the sentences./*Raya una línea para completar las oraciones.*


11.  **Don't stand in** A. run outside.
B. a doorway.

12.  **Don't** B. a doorway.
A. run outside.

13.  **Use arms to** C. outside.
E. protect your head and neck.

14.  **If in a _____, stop and** D. bed
stay.
F. car

15.  **If in _____, stay.** E. protect your head and neck.
D. bed

16.  **If _____, stay.** F. car.
C. outside.